

**stryker**

# LIFEPAK<sup>®</sup> CR2 Defibrillator

**Better technology  
for better outcomes.**



**Essential version**

The LIFEPAK CR2 Defibrillator is not available for sale in the U.S.

# A new approach to public access defibrillation.

Sudden cardiac arrest (SCA) can happen to anyone—anywhere. Immediate treatment is vital. A victim's chance of survival dramatically decreases for every minute without treatment.<sup>1</sup> That's why public access defibrillators are so important. They put lifesaving technology where it can do the most good. So when an emergency happens, you should have nothing less than the best.

Visualize a future where better technology enables better outcomes—and more lives saved. Proven superior by competitive testing, the groundbreaking LIFEPAK CR2 Defibrillator will keep the rescuer focused on what really matters—saving a life.<sup>2</sup>





## Fastest time to first shock.<sup>2</sup>

With the LIFEPAK CR2 Defibrillator, even minimally trained users can quickly begin lifesaving care in just 2 steps:

# 1

Open lid and bare patient's chest.



# 2

Pull red handle and apply electrodes.



According to the Australian and New Zealand Committee on Resuscitation (ANZCOR), the time to defibrillation is a key factor that influences survival. For every minute defibrillation is delayed, there is approximately 10% reduction in survival if the victim is in cardiac arrest due to Ventricular Fibrillation (VF).<sup>3</sup>

# Saving a life can be easier than you think.

For a minimally trained responder, intervening in an unfolding emergency can be intimidating. Responders need the easiest possible AED to instill confidence.









While other AEDs may be difficult to use, the LIFEPAK CR2 Defibrillator uses simple graphics, audible instructions and automated features to help users remain focused. We've removed all the guesswork with proven better results.<sup>2</sup>

CPR coaching gives users the confidence to perform CPR correctly. The LIFEPAK CR2 Defibrillator uses a metronome to set an effective pace; users are audibly guided through the resuscitation process for an adult or—with the push of a button—for a child. CPR coaching not only improves overall CPR performance, it also increases hands-on time and reduces the longest pauses in CPR, which has the biggest influence on lifesaving outcomes.<sup>4,5</sup>





# Designed for user confidence.

- 1-2**  
**Layered design with easy-to-follow, bold graphics**  
Both trained and untrained AED users clearly know how to begin.
-   
**QUIK-STEP™ electrodes**  
Peel directly off the base for faster side-by-side placement.
-   
**Metronome and CPR coaching**  
Sets an effective pace and audibly guides users.
-   
**Child Mode**  
Toggle to Child Mode for reduced energy and CPR guidance appropriate for children.
-   
**ClearVoice™ technology**  
Detects background noise and adjusts volume for clear instruction.
-   
**Highest available energy**  
Up to 360J for more effective shocks as needed.
-   
**Bilingual**  
Toggle between two pre-set languages when using the device. (Optional)
-   
**LIFEPAK TOUGH™**  
IP55 rating for challenging environments.
-   
**8-year warranty**  
Backed by an 8-year warranty.

# Specifications

## Defibrillator

**Waveform:** Biphasic Truncated Exponential with voltage and duration compensation for patient impedance.

**Patient Impedance Range:** 10 – 300 ohms

**Energy Accuracy:**

10% of the energy setting into 50 ohms  
15% of the rated energy output into  
25 – 175 ohms

**Output Energy Sequence:** Multiple levels, configurable from 150 joules to 360 joules.

**Energy Default:** 200J, 300J, 360J (adult)  
50J, 75J, 90J (paediatric)

**Shock Advisory System™:** An ECG analysis system that advises whether a shock is appropriate; meets rhythm recognition criteria specified in IEC 60601-2-4.

**CPR Coaching:** Instructions for adult and paediatric CPR, including feedback when no CPR is detected, rate and depth guidance, a metronome and instructions on hand placement.

**Time to Shock at 360J after CPR:**  
- **Semi-Automatic:** < 17 seconds

**Charge Time:** 0 seconds for first 150J or 200J shock (as device is pre-charged).

## Controls

**Lid Release/ON-OFF:** Controls device power.

**Shock button, Semi-automatic:** Delivers energy when button pressed by the user.

**Shock button, Fully Automatic:** Flashes prior to delivering shock without requiring user intervention.

**Child Mode Button:** Allows operator to switch to Child Mode for reduced energy and CPR guidance appropriate for children.

**Language Button:** Allows operator to switch between the Primary and Secondary languages for an optional multi-language configuration.

**Electrical Protection:** Input protected against high voltage defibrillator pulses per IEC 60601-1/EN 60601-1.

**Safety Classification:** Internally powered equipment. IEC 60601-1/EN 60601-1.

## User Interface

**User Interface:** The user interface includes voice prompts and audible tones.

**ClearVoice™ Technology:** Volume adjusts automatically based on the noise level of the surrounding environment.

**Device Status Indicators:** Visual and audible indicators indicating system readiness (device, pads and battery).

## Environmental

**Note:** All performance specifications defined assume the unit has been stored (two hours minimum) at operating temperature prior to operation.

**Operating Temperature:** 0° to +50°C  
(+32° to +122°F).

**Storage Temperature:** -30° to +60°C  
(-22° to +140°F) with battery and electrodes, maximum exposure time limited to one week.

**Long Term Storage:** Always store the defibrillator within the recommended temperature range of 15° to 35°C (59° to 95°F).

**Altitude:** -382 to 4,572 m (-1,253 to 15,000 ft).

**Relative Humidity:** 5 to 95%  
(non-condensing).

**Water Resistance:** IEC 60529/EN 60529  
IPX5 with electrodes connected and battery installed.

**Dust Resistance:** IEC 60529/EN 60529  
IP5X with electrodes connected and battery installed.

**Shock:** MIL-STD-810F, Method 516.4,  
Procedure 1, (40g, 6-9 ms pulse, 1/2 sine  
each axis).

**Vibration:** MIL-STD-810F, Method 514.4,  
Helicopter – category 6 (3.75 Grms) and  
Ground Mobile – category 8 (2.85 Grms).

## Physical Characteristics

**With handle, including electrodes  
and battery:**

**Height:** 9.7 cm (3.8 in)  
**Width:** 22.6 cm (8.9 in)  
**Depth:** 27.4 cm (10.8 in)  
**Weight:** 2.0 kg (4.5 lb)

## Accessories

### PRIMARY BATTERY

**Type:** Lithium Manganese Dioxide  
(Li/MnO<sub>2</sub>), 12.0V, 4.7 amp-hours.

**Capacity (at 20°C):** Will provide 166  
200 joule shocks (with one minute of CPR  
between shocks) or 103 360 joules shocks  
(with one minute of CPR between shocks) or  
800 minutes of operating time.

**Standby Life (assuming daily tests only):**  
A new battery provides device power for 4  
years if installed in device that is not used.

**Replace Battery Indication:** At least 6  
shocks and 30 minutes of operating time  
remain when first indicated.

**Weight:** 0.3 kg (0.7 lb).

### ELECTRODE PADS

**Pads:** Can be used on both adult and  
paediatric patients.

**Pads Packaging:** User intuitive, rapid  
access electrodes.

**Pads Replacement:** Replace every 4 years.

## Data Storage

**Memory Type:** Internal digital memory  
(flash RAM).

**ECG Storage:** Minimum 60 minutes of ECG  
stored for two patient episodes.

## Communications

**Communications:** USB



# Let's save more lives with the LIFEPAK AED Response System

We are working on a future where better technology enables better outcomes—and more lives saved. When SCA strikes, you want the best for your employees, customers, students and the public. Designed by the trusted industry leader in emergency response technology, the LIFEPAK CR2 Defibrillator gives users everything they need to effectively respond to an SCA emergency, while making AED program management nearly effortless.

#### References

- 1 Graham R, McCoy M, Schultz A. Strategies to Improve Cardiac Arrest Survival, A Time to Act. Institute of Medicine Report, 2015.
- 2 Physio-Control Internal Semi-Automatic AED Comparison Usability Study, August 2016.
- 3 ANZCOR Guideline 7 – Automated External Defibrillation in Basic Life Support. Australian and New Zealand Resuscitation Council. January 2016.
- 4 Perkins G, Handley A, Koster R, et al. European Resuscitation Council Guidelines for Resuscitation 2015, Sec 2, Adult basic life support and automated external defibrillation. *Resuscitation*. 95 (2015)81-99.
- 5 Brouwer T, Walker R, Chapman F, Koster, R. Association Between Chest Compression Interruptions and Clinical Outcomes of Ventricular Fibrillation Out-of-Hospital Cardiac Arrest. *Circulation*. 2015;132:1030-1037.

If you purchased your LIFEPAK CR2 Defibrillator from an authorized Physio-Control distributor or reseller, this distributor or reseller will have access to your LIFEPAKcentral AED Program Manager account. Please note that this setting to notify your distributor or reseller can be disabled at ANY time: if you wish to disable this setting, please send a request to Physio-Control Customer Support to self-manage your site without notifications to your distributor or reseller.

**All claims valid as of May 2018.**

**Physio-Control is now part of Stryker**

**For further information please contact your local Physio-Control representative or visit our website at [www.physio-control.com](http://www.physio-control.com)**

**Physio-Control Headquarters**  
11811 Willows Road NE  
Redmond, WA 98052 USA  
Tel 425 867 4000  
[www.physio-control.com](http://www.physio-control.com)

**Physio-Control  
Australia Pty Ltd**  
8 Herbert Street  
St Leonards NSW 2065  
Australia  
Toll Free Tel 1800 987 982  
Toll Free Fax 1800 890 892

**Physio-Control  
New Zealand Sales Ltd**  
Level 6, 57 Symonds Street  
Grafton, Auckland  
1010 New Zealand  
Tel +61 2 9415 5900  
Fax +61 2 80767672

 **Physio-Control, Inc.**, 11811 Willows Road NE, Redmond, WA 98052 USA